

# CAROMA

Revision: 1

Date: 06/02/2026

Supersedes all previous issues

## Liano II Hob Sensor Soap Dispenser

Electronic Hands-Free



# CAROMA

## Liano II Hob-Sensor Soap Dispenser



Chrome version

Combining the aesthetic appeal of the stunning Liano II collection, this new premium sensor tapware range is the perfect balance of design and functionality creating the ultimate statement in your bathroom. The innovative touch-free range is both hygienic and economical with advanced technology ensuring water conservation and optimal germ control for optimal performance in demanding applications.

- Solid brass construction for durability and reliability in high use applications.
- Contactless dispensing to maintain high hygiene standards.
- Auto shut off to reduce accidental liquid & foam soap waste.
- Infra-red sensor provides hands free operation ideal for infection control and hygiene.
- Refillable 1000ml liquid or foam soap bottle.
- Australian designed & engineered.
- Matching sensor taps available.
- Powered by Mains; Supplied with both mains power option or battery powered options. 4 x 1.5V D batteries required (not supplied) Battery box has IP65 rated water resistance.
- Peristaltic pump ensures superior performance with no dripping.
- Sensor Soap dispenser should be used with under counter basins or installed on the tap landing of the basin. An optional riser piece is available to increase the height of the soap dispenser when installed with an inset basin.
- Foam soap provides a superior handwashing experience with better soap coverage and easier rinsing. The pump control knob can be adjusted to increase or decrease the air amount until a smooth & consistent foam is dispensed.
- IP65 water resistant sensor window.

Available Colour Finishes	Outlet Code No.	Riser Code No.
Chrome	96390C	96394C
Matte Black	96390B	96394B
Gunmetal	96390GM	96394GM
Brushed Nickel	96390BN	96394BN
Brushed Brass	96390BB	96394BB


Also available in the following colour options:




Black



Gunmetal




Brushed Nickel



Brushed Brass

60mm Riser (sold separately) available in the following colour options:




Chrome




Black



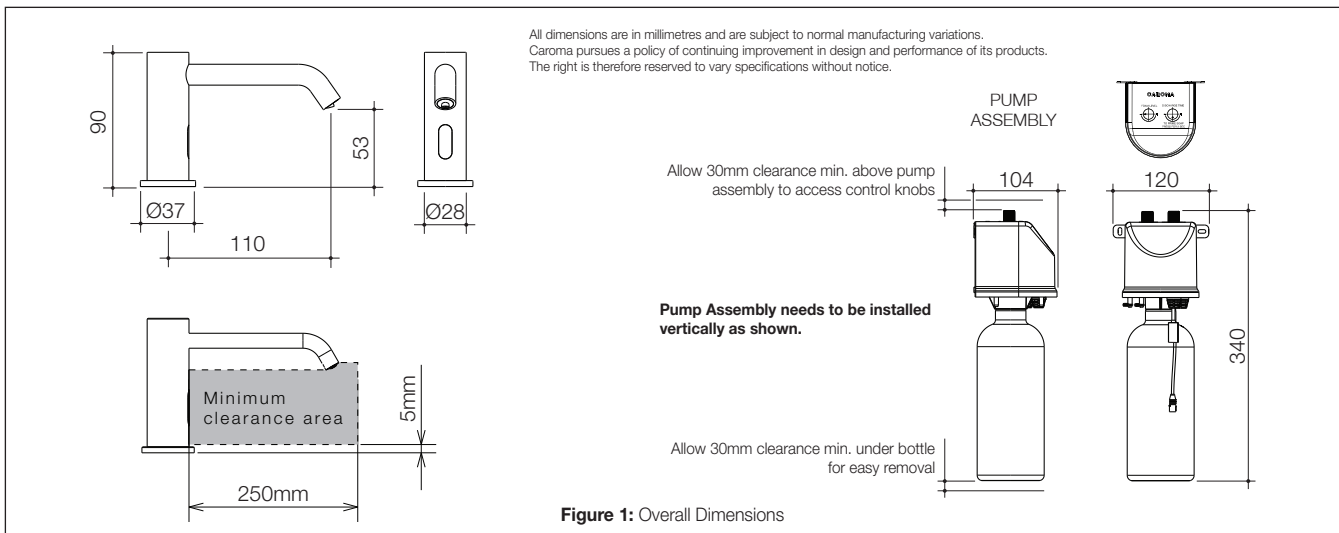
Gunmetal



Brushed Nickel



Brushed Brass



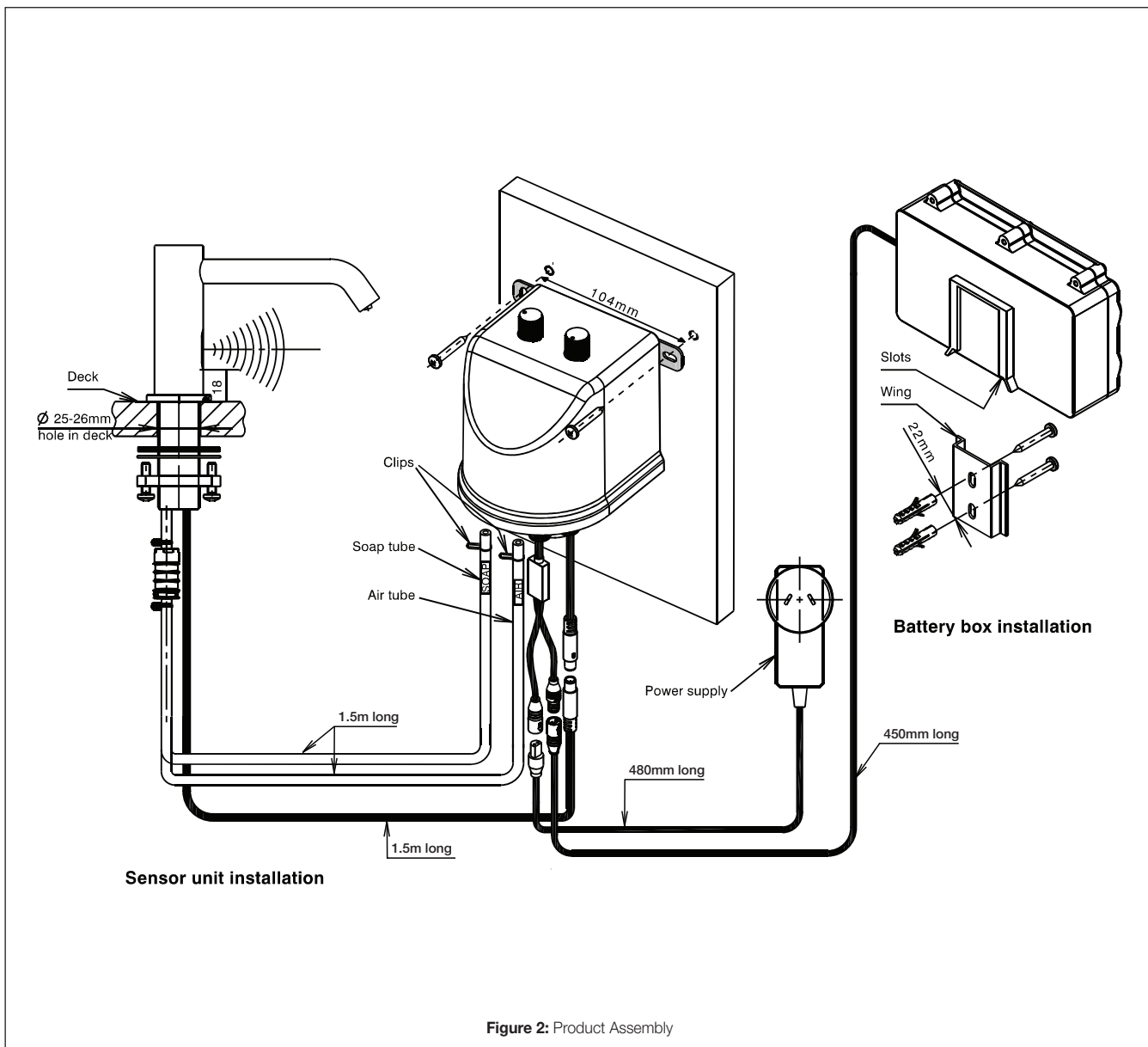


Figure 2: Product Assembly

<b>CAROMA</b>	<b>Technical Data Liano II Hob Sensor Soap Dispenser</b>
<b>Soap Type</b>	Water based foam soap must be used only. Refer to IMPORTANT INFORMATION for more details.
<b>Power Supply</b>	Wall mounted power pack (supplied)
<b>Sensor Type</b>	Infra-red
<b>Activation Range</b>	100mm (when hand is placed horizontally)
<b>Maximum Power Consumption</b>	<1A
<b>Deck Requirements</b>	Deck thickness: 45mm maximum Tap body hole (in deck): Ø25-26mm
<b>Power Supply Input</b>	240V AC 50/60 Hz
<b>Power Supply Output</b>	6V DC
<b>Power Supply EMC Approvals</b>	CISPR 14
<b>Power Supply Safety Approvals</b>	SAA
<b>Power Supply Safety Compliance</b>	AS/NZS 61558
<b>ROHS Compliance</b>	EN50581:2012
<b>EMC Compliance</b>	IEC61000-3-2, IEC61000-3-3, CISPR 14-1
<b>Electrical Safety Compliance</b>	IEC 60950-1
<b>Complies with EC Directives</b>	2014/30/EU, 2011/65/EU
<b>Battery Information</b>	Battery capacity: 1500mAh; Battery type: D; Battery lifetime: 3 months (if used on average 150 times per day)
<b>IMPORTANT INFORMATION</b>	<p>Do not install this unit facing a mirror or any other electronic system operated by an infra-red sensor. To prevent reflection problems, it is recommended to keep a minimum distance of 1.5m between the soap dispenser and any other objects. Wearing high-vis clothing in front of the sensor can also cause accidental sensor activation.</p> <p>The sensor window height is 18mm from the base and needs a clear space in front to operate properly. If the soap dispenser is to be installed behind an inset basin and the sensor window will be blocked, a matching riser piece can be purchased to raise the soap dispenser higher by 60mm.</p> <p>Only water based foam soap must be used. Use of non-foam liquid soap may cause blockage and damage the system. The foam level knob can be turned towards (+) or (-) to increase or decrease the air amount until a smooth &amp; consistent foam is dispensed.</p> <p>Soap control unit must be primed before first use and after every refill.</p>